Name: _____

EARLY WORMS ACTIVITIES!

Page 2

Look at the SUNNY SKIES comic. **Draw a line** from the sun to the part of the map where you could find sunny weather.



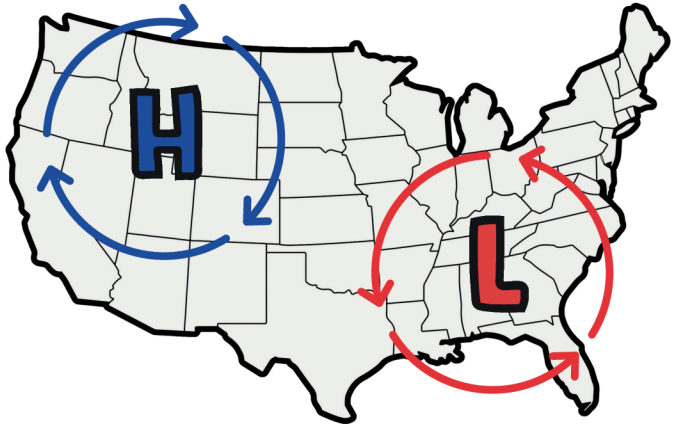

Draw a line from the cloud to the part of the map where you could find stormy or rainy weather.

Page 3

Can you think of another way to high-five a friend? Write or draw your idea in the box.

© CoreToons • lovereading.co/coretoons

CORETOONS TRIBUNE

EARLY WORMS

Page 5

Play Switches's trick-or-treating game!
You can play by yourself or with a friend.

Page 8

Look at the first picture. What do you think makes the **UN-CLICK!** sound?

_____

How did Milo's fur turn from white to brown?

_____

_____

© CoreToons • lovereading.co/coretoons

CORETOONS TRIBUNE

Page 11

Earl E. Worm's **Comic Challenge!**

Before you start drawing, plan each of the steps that you will show for how to make a costume.

Step 1 _____

Step 2 _____

Step 3 _____

Step 4 _____

© CoreToons • lovereading.co/coretoons

Now make your comic by drawing one step in each box.

1

2

3

4

© CoreToons • lovereading.co/coretoons

Help Switches Give Out Treats!

For 1-2 players

DING-DONG! Switches hurries over to the door with a big bowl of candy.

Peeps told him to give one piece of candy to each kid until it's all gone.

You can help Switches give out the right number of candies.

Get Started!

Cut out the game cards and place them on the board.

Find a small object to use as a game piece like a coin, eraser, or stone and place it on the **START** space.

© CoreToons • lovereading.co/coretoons

Help Switches Give Out Treats!

For 1-2 players

© CoreToons • lovereading.co/coretoons

Cut along the lines to make nine (9) cards. Place the stack of cards on the game board.

Cut out these circles and tape or glue them back-to-back so it looks like a coin with + on one side and - on the other.

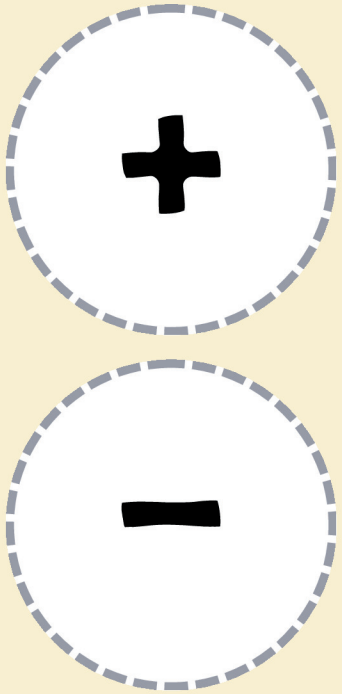

© CoreToons • lovereading.co/coretoons

How to play: (Game A)

1. Draw a card from the stack.
2. Count the number of trick-or-treaters on the card. Move your game piece by that many spaces.
3. Turn the card face-down and put it at the bottom of the stack.
4. Keep drawing cards and moving your game piece until the candy is **ALL GONE!** If two people are playing, take turns.

* If you land on a **TRICK!** space, you must tell a joke, sing a line from your favorite song, or make a funny face.



Extra Trick-y Version! (Game B)

For each turn, draw **TWO** cards and flip the **+ -** coin.

If it lands with the **+** side up, **ADD** the two cards together.

If the **-** side is up, **SUBTRACT** one card from the other.

Once you get the answer, move that many spaces.

Keep playing until the candy is **ALL GONE!**

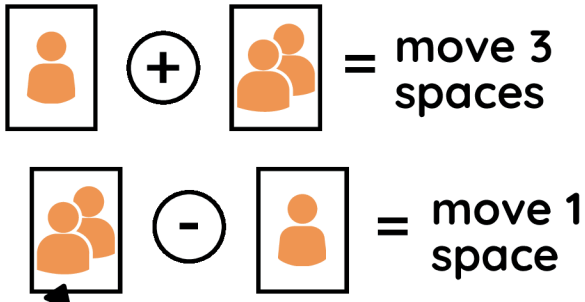

For minus (-), put the bigger number first.

© CoreToons • lovereading.co/coretoons

BIG APPLES ACTIVITIES!



Page 11

Earl E. Worm's **Great Costume Comic Challenge!**

Think about how you could make a costume in four steps.

1) _____

2) _____

3) _____

4) _____

_____

_____

(If your idea has more than four steps, you can print another template or grab a blank piece of paper and draw a line from top-to-bottom and another from side-to-side to create four boxes.)

Decide if your comic will have pictures only or if you will use words too.

Make your comic by putting one step in each box, er … panel. 😉

PRO TIP! If you are using words, put them in first so you can see how much space they take up and how much will be left for the art.

BIG APPLES

Add the words and pictures for each step in the boxes below. If your instructions have more than four steps, print additional copies of this page.

1

2

3

4

© CoreToons • lovereading.co/coretoons

CORETOONS TRIBUNE

Page 19

What are the three groups of planets in our solar system called?
(Some of the answers have been written in for you.)

◯ TERRESTRIAL ◯ _____ ◯ GAS _____

_____ _____

Now put a number in the circle next to each group based on how close they are to the sun: 1 = closest to the sun, 3 = farthest away.

HINT: Would you expect ice to be closer to the sun than Earth, or further from it?



Page 20

The big L in the comic stands for LOW pressure, which spins counter-clockwise, a direction that could also be described using this L word:

TO THE L _ _ _



© CoreToons • lovereading.co/coretoons